

## Data Sheet: Optional CKN center knife assembly

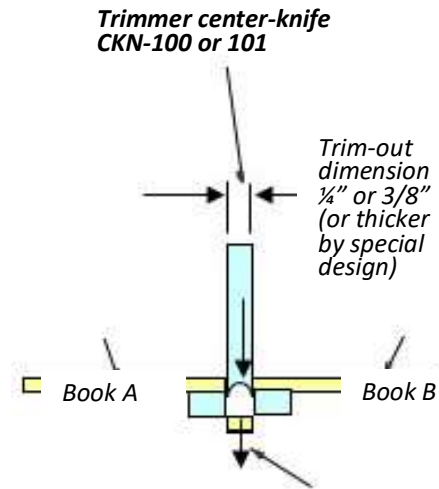
### CKN-100, CKN-101 or CKN-102 Trimmer center-knife

The optional Smart-binder **trimmer center-knife system** may be used to produce book sizes which are **less than 160mm (6 1/4") spine length** (e.g.: A5 landscape or 8 1/2 x 5 1/2" oblong). Each sheet is printed with 8 pages instead of the normal 4 pages. These sheets are individually folded and then either stitched or glued together in the normal way. The center-knife then splits the resulting book into two smaller sized books, which are delivered in two parallel streams.

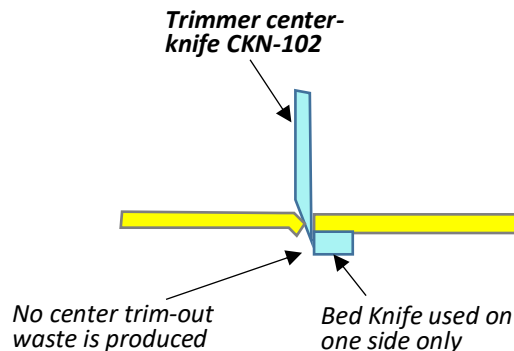
View a [video](#) of the trimmer center-knife.

Center-knives are available in widths of 6.35mm (1/4") (CKN-100) and 9.52mm (3/8") (CKN-101). These trim 6.35mm (1/4") or 9.52mm (3/8") out of the middle of the book. Book thickness is limited to 3mm (1/8") for the 6.35mm (1/4") knife and 4.5mm (3/16") for the 9.525mm (3/8") knife

Option CKN-102 can separate the two books without any trim out. Thicker books may be produced if using the CKN-102 single-t a double-edged knife CKN-100 or 101:



Center trim-out waste (drops onto waste removal conveyor below)



### **IBIS Customized Finishing Solutions**

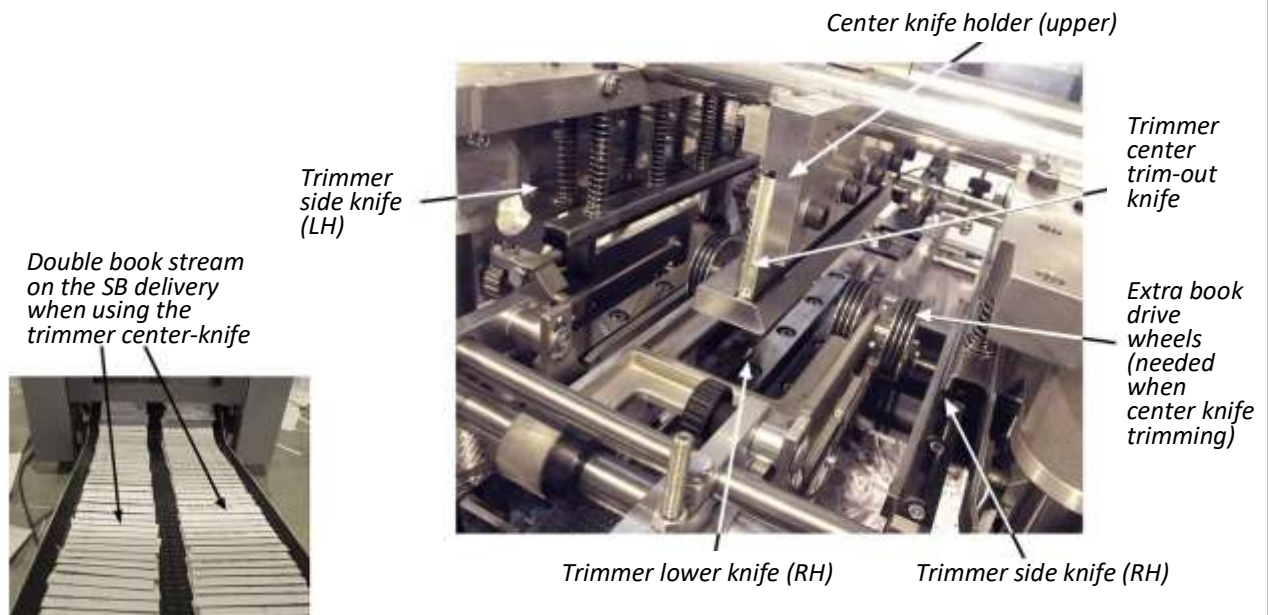
IBIS Integrated Bindery Systems Limited, 9 The Gateway Centre, Coronation Road, Cressex Business Park, High Wycombe, HP12 3SU, UK. Tel.: +44 (0) 1494 561 950 Fax: +44 (0) 1494 561 951

Email: [info@ibis-bindery.com](mailto:info@ibis-bindery.com)

Web site: [www.ibis-bindery.com](http://www.ibis-bindery.com)

Company registered in England, number 03703149. UK VAT Registration number 697 9379 42

## Images of trimmer center-knife:



## Important notes:

Installing and using the trimmer center-knife CKN-100, CKN-101 or CKN-102

The CKN-101 knife is supplied with center-holes in the upper knife so that air blow can be connected to assist blowing out the center-strip from between the two blade edges when the knife rises after each cut. These blow holes are not available on the narrower ¼" wide knife CKN-100 so this knife has an increased risk of waste paper build up between the knife blades.

If the CKN-102 single-bladed knife is fitted then only one bed knife should be used. Two bed-knives are needed if the CKN-100 or 101 (gutter cut) knives are fitted. No center trim waste is produced when using the CKN-102.

To install the trimmer center-knife assembly takes about 90 minutes and about 15 minutes is required to subsequently remove the upper center knife in order to stop center-trimming.

When installing the center-knife care must be taken not to turn the machine backwards during movement of the indexing transport belts as this may cause the belt timing to be lost.

**WARNING!! Extreme care must be taken when handling any book trimming knife. This must only be done by competent, trained personnel.**

## **IBIS Customized Finishing Solutions**

IBIS Integrated Bindery Systems Limited, 9 The Gateway Centre, Coronation Road, Cressex Business Park, High Wycombe, HP12 3SU, UK. Tel.: +44 (0) 1494 561 950 Fax: +44 (0) 1494 561 951

Email: [info@ibis-bindery.com](mailto:info@ibis-bindery.com)

Web site: [www.ibis-bindery.com](http://www.ibis-bindery.com)

Company registered in England, number 03703149. UK VAT Registration number 697 9379 42